

# How to sign in to Zoom using different platforms

## Prerequisites

- Each meeting has a unique 9, 10, or 11–digit number called a [meeting ID](#) that will be required to join a Zoom meeting
- If you are joining via telephone, you will need the [teleconferencing number](#) provided in the invite.



1. Open the Zoom desktop client.
2. Join a meeting using one of these methods:
  - Click **Join a Meeting** if you want to join without signing in.

The Zoom logo, consisting of the word "zoom" in a lowercase, rounded, blue sans-serif font.

A blue rounded rectangular button with the text "Join a Meeting" in white, bold, sans-serif font.

A white rounded rectangular button with a thin blue border and the text "Sign In" in blue, sans-serif font.

- Sign in to Zoom then click **Join**.



Join

3. Enter the [meeting ID](#) number and your display name.
  - If you're signed in, change your name if you don't want your [default name](#) to appear.

- If you're not signed in, enter a display name.

## Join a Meeting

Meeting ID or Personal Link Name

Grant MacLaren

Do not connect to audio

Turn off my video

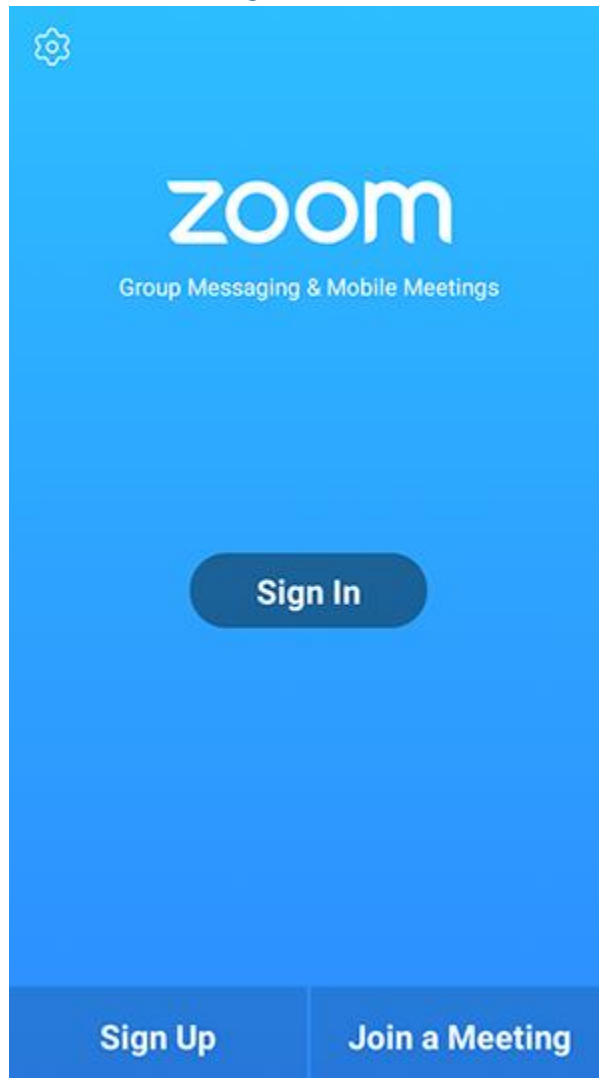
Join Cancel

4. Select if you would like to connect audio and/or video and click **Join**.

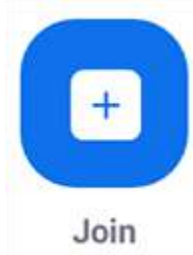
### ANDROID

1. Open the Zoom mobile app. If you have not downloaded the Zoom mobile app yet, you can download it from the Google Play Store.
2. Join a meeting using one of these methods:

- Tap **Join a Meeting** if you want to join without signing in.



- Sign in to Zoom then tap **Join**.



3. Enter the [meeting ID](#) number and your display name.
  - If you're signed in, change your name if you don't want your [default name](#) to appear.
  - If you're not signed in, enter a display name.

4. Select if you would like to connect audio and/or video and tap **Join Meeting**.



## Apple IOS

1. Open the Zoom mobile app. If you have not downloaded the Zoom mobile app yet, you can download it from the App Store.
2. Join a meeting using one of these methods:

- Tap **Join a Meeting** if you want to join without signing in.

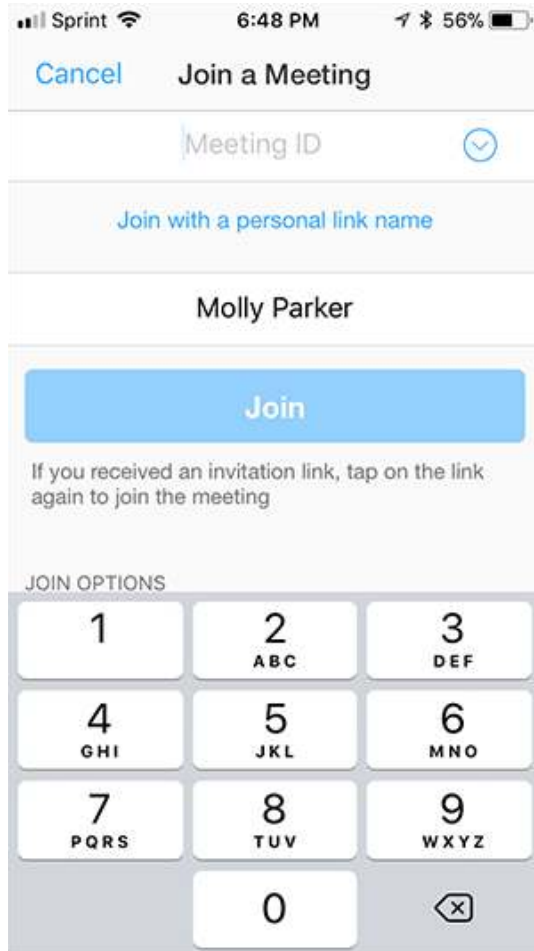


- Sign in to Zoom then tap **Join**.



3. Enter the [meeting ID](#) number and your display name.
  - If you're signed in, change your name if you don't want your [default name](#) to appear.
  - If you're not signed in, enter a display name.

4. Select if you would like to connect audio and/or video and select **Join**.



Google Chrome

## Google Chrome

1. Open Chrome.
2. Go to [join.zoom.us](https://join.zoom.us).

3. Enter your [meeting ID](#) provided by the host/organizer.

## Join a Meeting

Meeting ID or Personal Link Name

Your meeting ID is a 9, 10, or 11-digit number

Join

[Join a meeting from an H.323/SIP room system](#)

4. Click **Join**.
  - If this is your first time joining from Google Chrome, you will be asked to open the Zoom client to join the meeting.
  - You can check **Always open these types of links in the associated app** to skip this step in the future.
  - Click **Open Zoom Meetings** (PC) or **Open zoom.us** (Mac).

Open Zoom?

<https://zoom.us> wants to open this application.

Open Zoom

Cancel

### Safari

1. Open Safari.
2. Go to [join.zoom.us](https://join.zoom.us).

3. Enter your [meeting ID](#) provided by the host/organizer.

## Join a Meeting

Meeting ID or Personal Link Name

Your meeting ID is a 9, 10, or 11-digit number

Join

[Join a meeting from an H.323/SIP room system](#)

4. Click **Join**.
5. When asked if you want to open zoom.us, click **Allow**.

Do you want to allow this page to open "zoom.us"?

Cancel Allow

### Microsoft Edge or Internet Explorer

1. Open Edge or Internet Explorer.
2. Go to [join.zoom.us](https://join.zoom.us).



3. Enter your [meeting ID](#) provided by the host/organizer.

## Join a Meeting

Your meeting ID is a 9, 10, or 11-digit number

Join

[Join a meeting from an H.323/SIP room system](#)

4. Click **Join**.

### Mozilla Firefox

1. Open Firefox.
2. Go to [join.zoom.us](https://join.zoom.us).

3. Enter your [meeting ID](#) provided by the host/organizer.

## Join a Meeting

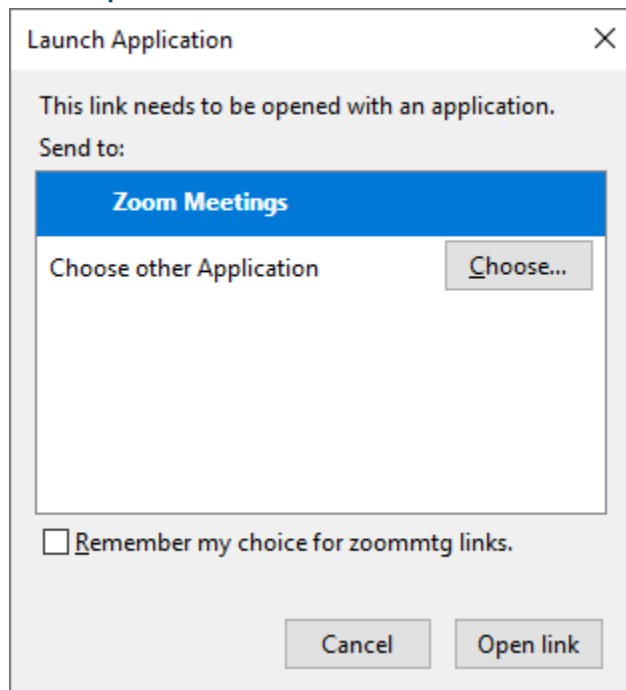
Meeting ID or Personal Link Name

Your meeting ID is a 9, 10, or 11-digit number

Join

[Join a meeting from an H.323/SIP room system](#)

4. Click **Join**.
  - If this is your first time joining from Firefox, you may be asked to open Zoom or the Zoom installer package.
  - To skip this step in the future, check **Remember my choice for zoommtg links**.
  - Click **Open Link**.



## EMAIL

- Click the join link in your email or calendar invitation.



5. Depending on your default web browser, you may be prompted to open Zoom.

